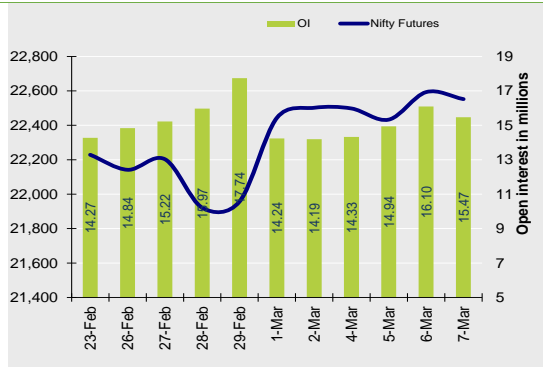


Nifty Snapshot

	Close	Prv Cl.	Ab chg	% chg
Spot	22,493.55	22,474.05	19.50	0.09
Futures	22,552.35	22,593.05	-40.70	-0.18
OI(ml shr)	15.47	16.10	-0.63	-3.89
Vol (lots)	115641	202651	-87010	-42.94
COC	58.80	119.00	-60.20	-50.6
PCR-OI	1.05	1.29	-0.24	-18.4

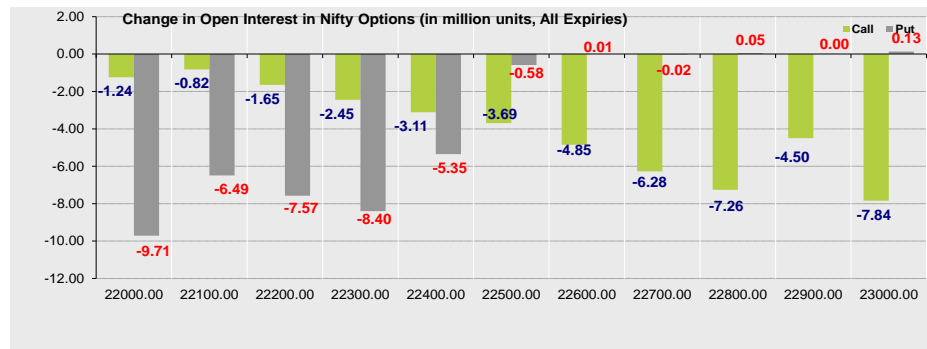
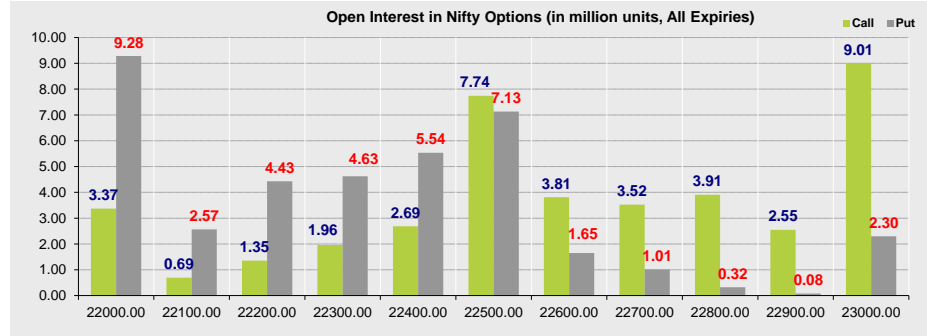
Nifty Futures Price v/s OI



Summary

- Indian markets closed on a positive note where buying was mainly seen in Metals, FMCG, Financial services sectors. Nifty Mar Futures closed at 22552.35 (down 40.70 points) at a premium of 58.80 pts to spot.
- FII's were net buyers in Cash to the tune of 7304.11 Cr and were net buyers in index futures to the tune of 821.98 Cr.
- India VIX decreased by 4.77% to close at 13.61 touching an intraday high of 14.43.

Open Interest in Nifty Options:



Institutional Activity in previous trading session

(in Rs cr.)	Buy	Sell	Net
Index Futures	4013.38	3191.40	821.98
Index Options	2512276.21	2534011.50	-21735.29
Stock Futures	25135.30	21512.61	3622.69
Stock Options	42134.93	42284.48	-149.55
FII Cash	22,997.94	15,693.83	7,304.11
DII Cash	11,886.95	9,285.14	2,601.81

Net FII Activity (in Rs cr.)

Date	Idx Fut	Stk Fut	Idx Opt	Cash
7-Mar	822.0	3622.7	-21735.3	7304
6-Mar	1396.4	-450.0	-2703.0	2767
5-Mar	-1401.4	-4537.4	-16270.1	574
4-Mar	1269.9	-324.7	-19683.5	-564
2-Mar	197.2	-329.5	1312.7	-82
1-Mar	-191.2	5377.8	-13681.8	129

Technical Pivot (Intraday):

	S2	S1	PIVOT	R1	R2
NIFTY	22475	22510	22565	22605	22660
BANKNIFTY	47690	47825	48015	48145	48335

- The above second chart shows previous trading day's change in Nifty options where Liquidation in OI were seen in 22400, 22300, 22200 strike Puts and at 22600, 22700, 22800 strike Calls indicating market is likely to remain range bound in the near term.
- Highest OI build-up is seen at 23000 strike Calls and 22000 strike Puts, to the tune of 9.01mn and 9.28mn respectively.

Outlook on Nifty:

Index is likely to open on a flattish note today and is likely to remain range bound during the day.

(Price is in Rs; OI is in million units; Price chg and OI chg are in percentage) **NB RESEARCH**

Fresh Longs seen in:					Fresh Shorts seen in:				
Scrip	Price	Price chg	OI	OI Chg	Scrip	Price	Price chg	OI	OI Chg
TATACHEM	1297.1	10.5	16.4	18.2	SAIL	139.6	-0.2	183.6	22.3
TATAPOWER	428.7	8.0	96.5	17.1	APOLLOTYRE	516.1	-4.1	10.8	17.6
TATASTEEL	157.9	3.5	248.3	11.2	M&M	1904.4	-3.9	14.3	11.8
Short Covering seen in:					Long Unwinding seen in:				
Scrip	Price	Price chg	OI	OI Chg	Scrip	Price	Price chg	OI	OI Chg
HINDALCO	537.9	1.6	39.5	-10.5	MGL	1321.6	-1.2	4.2	-13.2
CHOLAFIN	1085.8	5.8	14.5	-8.2	ICICIBANK	1090.8	-0.9	73.2	-4.1
BAJFINANCE	6438.6	1.4	10.1	-6.7	MANAPPURAM	173.3	-0.8	64.6	-4.0

NIFTY50 Options OI (CE OI = Resistance) (PE OI = Support)			
Symbol	Highest CE OI	Highest PE OI	CMP
ADANIPTS	1400	1200	1329
ADANIENT	3300	3200	3242
ASIANPAINT	3000	2800	2877
AXISBANK	1120	1000	1117
BAJAJ-AUTO	9000	8500	8873
BAJAJFINSV	1600	1500	1588
BAJFINANCE	7000	6000	6439
BHARTIARTL	1220	1100	1204
BPCL	650	600	624
BRITANNIA	5000	4800	4905
CIPLA	1500	1460	1490
COALINDIA	480	400	460
DIVISLAB	3600	3500	3610
DRREDDY	6500	6300	6347
EICHERMOT	4000	3500	3804
GRASIM	2300	2100	2234
HCLTECH	1700	1600	1642
HDFCBANK	1500	1400	1450
HDFCLIFE	620	600	623
HEROMOTOCO	5000	4400	4662
HINDALCO	600	500	538
HINDUNILVR	2500	2500	2427
ICICIBANK	1100	1000	1091
ITC	410	400	415
INDUSINDBK	1600	1600	1567

NIFTY50 Options OI (CE OI = Resistance) (PE OI = Support)			
Symbol	Highest CE OI	Highest PE OI	CMP
INFY	1700	1600	1619
IOC	200	150	175
JSWSTEEL	840	800	833
KOTAKBANK	1800	1700	1753
LT	3700	3500	3688
LTIM	5500	5000	5149
M&M	2000	1800	1904
MARUTI	12000	10500	11548
NESTLEIND	2600	2500	2567
NTPC	365	340	353
ONGC	290	270	279
POWERGRID	300	290	293
RELIANCE	3000	2900	2966
SBILIFE	1600	1500	1516
SBIN	800	750	790
SUNPHARMA	1600	1500	1609
TATACONSUM	1300	1200	1266
TATAMOTORS	1100	1000	1041
TATASTEEL	160	140	158
TCS	4200	4000	4122
TECHM	1300	1200	1292
TITAN	3800	3600	3799
ULTRACEMCO	10000	9000	9724
UPL	500	500	485
WIPRO	600	520	517

OI against MWPL					OI against MWPL				
Symbol	MWPL	Open Interest	Limit for next day	% OI	Symbol	MWPL	Open Interest	Limit for next day	% OI
TATACHEM	31601465	44099000	Ban	140%	IRCTC	60165566	35272125	21885162	59%
SAIL	289139949	340312000	Ban	118%	SUNTV	19704232	11481000	7238020	58%
MANAPPURAM	109696743	107016000	Ban	98%	LICHSGFIN	60244101	34268000	22963895	57%
MGL	13335005	12824800	Ban	96%	TATAPOWER	339616396	192361500	130274076	57%
HINDCOPPER	65482129	60160300	2047722	92%	METROPOLIS	5147389	2902800	1987219	56%
ABFRL	83625756	75072400	4372068	90%	TATACOMM	23447901	12769500	9506005	54%
ZEEL	184440627	163269000	Ban	89%	AUROPARMA	56444627	30396300	23226095	54%
GNFC	17249403	14804400	1582532	86%	AARTIIND	40929582	21925000	16958102	54%
PEL	23952122	20301000	2453515	85%	HINDPETRO	127940594	66957300	54586264	52%
RBLBANK	120524452	101307500	13190729	84%	MOTHERSON	477299765	243402200	210032576	51%
NATIONALUM	178967755	150397500	19621867	84%					
BHEL	256482590	214215750	29442710	84%					
BALRAMCHIN	23040698	18872000	3016663	82%					
IDEA	4832931211	3901760000	689524650	81%					
BIOCON	93713228	73815000	15212566	79%					
BANDHANBNK	193358339	151755000	31935422	78%					
INDUSTOWER	166895623	130862600	27688241	78%					
GMRINFRA	494055219	375108750	94243708	76%					
PVRINOX	14162574	10611304	2843141	75%					
ASHOKLEY	282359403	209635000	58606432	74%					
INDIACEM	44362911	32375600	9769165	73%					
PNB	591377974	424456000	137353075	72%					
IDFCFIRSTB	884075623	631972500	207899341	71%					
IEX	177845485	126791250	42161960	71%					
VEDL	269299238	187778900	68055376	70%					
ABCAPITAL	161301726	111715200	41521439	69%					
SBICARD	59413161	39064800	17377702	66%					
NMDC	229794455	144189000	74115732	63%					
CANBK	134484114	82028700	45731208	61%					
GRANULES	28132038	17142000	9583436	61%					
UPL	101555650	61213100	35264767	60%					
GLENMARK	30110093	18026400	10578188	60%					
MUTHOOTFIN	21399020	12602700	7726369	59%					

Derivative Recommendations:

Stock Name	Call (Buy/Sell)	Entry price	Targets	Stop Loss	Duration	Status
CONCOR FUT	Sell	966.4	930	982	1-2 Days	Open
LAURUSLABS FUT	Buy	421	443	410	1-2 Days	Open
CHAMBLFERT 380CE	Buy	12	18	8	1-2 Days	Open

FROM THE EQUITY DERIVATIVE DESK:

NIRAV HARISH CHHEDA

AVP - DERIVATIVES AND TECHNICAL RESEARCH

E-Mail: nirav.chheda@nirmalbang.com

Tel no: 6273-8199/8000

AMIT BHUPTANI

SNR.DERIVATIVES AND TECHNICAL RESEARCH ANALYST

E-Mail: amit.bhuptani@nirmalbang.com

Tel no: 6273-8242/8000

DISCLOSURES

Research Reports that are published by Nirmal Bang Securities Private Limited (hereinafter referred to as "NBSPL") are for private circulation only. NBSPL is a registered Research Analyst under SEBI (Research Analyst) Regulations, 2014 having Registration no. INH000001766. NBSPL is also a registered Stock Broker with National Stock Exchange of India Limited, BSE Limited, Metropolitan Stock Exchange of India Limited, Multi Commodity Exchange of India Limited, National Commodity and Derivative Exchange Limited and Indian Commodity Exchange Limited in cash and Equity and Commodities derivatives segments.

NBSPL has other business divisions with independent research teams separated by Chinese walls, and therefore may, at times, have different or contrary views on stocks and markets.

NBSPL or its associates have not been debarred / suspended by SEBI or any other regulatory authority for accessing / dealing in securities Market. NBSPL, its associates or analyst or his relatives do not hold any financial interest (Except Investment) in the subject company. NBSPL or its associates or Analyst do not have any conflict or material conflict of interest at the time of publication of the research report with the subject company. NBSPL or its associates or Analyst or his relatives may or may not hold beneficial ownership of 1% or more in the subject company at the end of the month immediately preceding the date of publication of this research report.

NBSPL or its associates / analyst has not received any compensation / managed or co-managed public offering of securities of the company covered by Analyst during the past twelve months. NBSPL or its associates have not received any compensation or other benefits from the company covered by Analyst or third party in connection with the research report. Analyst has not served as an officer, director or employee of Subject Company. NBSPL / analyst has not been engaged in market making activity of the subject company.

Analyst Certification: The research analysts and authors of these reports, hereby certify that the views expressed in this research report accurately reflects my/our personal views about the subject securities, issuers, products, sectors or industries. It is also certified that no part of the compensation of the analyst(s) was, is, or will be directly or indirectly related to the inclusion of specific recommendations or views in this research. The analyst(s) principally responsible for the preparation of this research report and has taken reasonable care to achieve and maintain independence and objectivity in making any recommendations.

DISCLAIMER

This report is for the personal information of the authorized recipient and does not construe to be any investment, legal or taxation advice to you. NBSPL is not soliciting any action based upon it. Nothing in this research shall be construed as a solicitation to buy or sell any security or product, or to engage in or refrain from engaging in any such transaction. In preparing this research, we did not take into account the investment objectives, financial situation and particular needs of the reader.

This research has been prepared for the general use of the clients of NBSPL and must not be copied, either in whole or in part, or distributed or redistributed to any other person in any form. If you are not the intended recipient you must not use or disclose the information in this research in any way. Though disseminated to all the customers simultaneously, not all customers may receive this report at the same time. NBSPL will not treat recipients as customers by virtue of their receiving this report. This report is not directed or intended for distribution to or use by any person or entity resident in a state, country or any jurisdiction, where such distribution, publication, availability or use would be contrary to law, regulation or which would subject NBSPL & its group companies to registration or licensing requirements within such jurisdictions.

The report is based on the information obtained from sources believed to be reliable, but we do not make any representation or warranty that it is accurate, complete or up-to-date and it should not be relied upon as such. We accept no obligation to correct or update the information or opinions in it. NBSPL or any of its affiliates or employees shall not be in any way responsible for any loss or damage that may arise to any person from any inadvertent error in the information contained in this report. NBSPL or any of its affiliates or employees do not provide, at any time, any express or implied warranty of any kind, regarding any matter pertaining to this report, including without limitation the implied warranties of merchantability, fitness for a particular purpose, and non-infringement. The recipients of this report should rely on their own investigations.

This information is subject to change without any prior notice. NBSPL reserves its absolute discretion and right to make or refrain from making modifications and alterations to this statement from time to time. Nevertheless, NBSPL is committed to providing independent and transparent recommendations to its clients, and would be happy to provide information in response to specific client queries.

Before making an investment decision on the basis of this research, the reader needs to consider, with or without the assistance of an adviser, whether the advice is appropriate in light of their particular investment needs, objectives and financial circumstances. There are risks involved in securities trading. The price of securities can and does fluctuate, and an individual security may even become valueless. International investors are reminded of the additional risks inherent in international investments, such as currency fluctuations and international stock market or economic conditions, which may adversely affect the value of the investment. Opinions expressed are subject to change without any notice. Neither the company nor the director or the employees of NBSPL accept any liability whatsoever for any direct, indirect, consequential or other loss arising from any use of this research and/or further communication in relation to this research. Here it may be noted that neither NBSPL, nor its directors, employees, agents or representatives shall be liable for any damages whether direct or indirect, incidental, special or consequential including lost revenue or lost profit that may arise from or in connection with the use of the information contained in this report.

Copyright of this document vests exclusively with NBSPL. Our reports are also available on our website www.nirmalbang.com